


*Aluminium System
Doors and Windows*



Altura System Windows



Doors &
Windows

Why Choose **Altura** Aluminium system windows

Silence Speaks Volumes!

Say goodbye to outside noise! Our soundproof designs create a peaceful, quiet environment inside your home.

Advanced System Technology

- Seamless Integration – Our systems are designed for maximum efficiency, minimizing profiles while allowing larger glazing areas for increased natural light.
- Weather & Acoustic Barriers – Engineered to withstand harsh climates, our windows include high-performance water and soundproofing barriers for lasting comfort.

A Palette of Possibilities

Choose from an extensive range of colors and finishes, from sleek modern tones to timeless classics. Our premium dual-color options offer flexibility to match both interior and exterior aesthetics effortlessly.

Security You Can Trust

Security is at the core of our design. Our windows and doors are independently tested to meet strict security regulations.



Engineered by the Best, for the Best.

We offer our expertise in manufacturing, supplying and wholesaling, Aluminium Doors and Windows. Our proven system is built on over eight years of combined experience with advanced German technologies and world-class machinery, a foundation shared between our organization and our customers. We are committed to equipping our clients for success in all their architectural projects.

Our Approach

Whether it's a high-rise apartment, a heritage home, or a cutting-edge commercial space, Altura adapt effortlessly to any architectural vision.

What We Create

With a focus on innovation, we design and manufacture premium Aluminium windows and doors, facades and structures. Each product is crafted using advanced technology to ensure seamless functionality, aesthetic appeal, and long-term performance.

Vision and Mission

Our Mission is to be your Go-To Brand for Architectural Supremacy, Aesthetics, Practicality, and Cost-Effectiveness.

We understand that you want nothing but the best for your project. That's why we dedicate ourselves to delivering products of exceptional quality and design, blending architectural mastery with practicality and aesthetic appeal.

Authorised Extrusion Channel Partners





Aluminium

Doors and Windows (Internal and External)

Windoortech doors and windows are rigorously tested to meet the most stringent security standards, ensuring peace of mind and lasting performance.

From trusted classics to cutting-edge innovations, our comprehensive range is designed with fabricators, installers, and homeowners in mind- offering seamless installation, durability, and aesthetic appeal.

- **Reliable safety features**
- **Flexibility in Opening Styles**
- **Exceptional Durability**
- **Multiple Applications**



Facade

We offer high-performance facade solutions that enhance the visual appeal, energy efficiency, and durability of buildings. Our range includes structural glazing, spider glazing, and premium cladding options, ensuring a modern, sleek, and long-lasting exterior for any architectural style.

Structured Glazing

Modern facade solution where glass panels are bonded to the structure without visible frames, offering a seamless and elegant appearance.



Curtain Wall

Non-load-bearing glass and aluminium structures that are fixed to the building frame, creating a lightweight and weather-resistant envelope.



Aluminium Cladding

A protective and decorative exterior covering made from lightweight yet durable aluminium panels for weather resistance and thermal insulation.

SLIDERS & CASEMENTS



Sliders

It glides effortlessly along a smooth horizontal track, providing seamless access and enhanced ventilation. This space-saving design offers a sleek, modern solution, maximizing natural light, airflow, and unobstructed views while maintaining a sophisticated aesthetic.



Casement (Single Swing & Double Swing)

It operates by gliding effortlessly along a precision-engineered horizontal track, ensuring smooth access and optimal ventilation. This space-saving design provides a sleek, modern solution, enhancing airflow, visibility, and natural light with effortless ease.

Apex Series



Sleek. Refined. Efficient.

The Apex Series offers a refined and contemporary design, with slimmer sections and a minimalist aesthetic. While more economical than Magnum, it doesn't compromise on style or quality—delivering a luxurious feel with smart efficiency. Apex is perfect for those who seek modern elegance with thoughtful functionality.

Technical Characteristics

Glass

5mm to 20mm

Max height

2400mm

Max width

1200mm



Magnum Series



**Bold. Grand.
Uncompromised.**

The Magnum Series is built for larger-than-life spaces, featuring taller profiles, heavy-duty sections, and wide, strong frames. Designed for those who demand uncompromising strength, grandeur, and lasting durability, Magnum is the ideal choice for luxury homes, commercial facades, and architectural statements.



Technical Characteristics

Glass

5mm to 24mm

Max height

3600mm

Max width

1500mm

DXB160 series



Engineered for architectural excellence, this is our most luxurious window series- crafted for expansive openings and statement façades. With reinforced profiles and precision detailing, it delivers exceptional strength without compromising on elegance. Designed for those who seek presence, performance, and permanence.



Ultra-smooth sliding performance



Advanced structural design



Heavy Duty Aluminium Profile System

Luxury, Engineered to Endure.

- Heavy Duty Aluminium Profile System
- Ultra-smooth sliding performance
- Advanced structural design
- Superior weather protection
- Premium Finish
- Engineered for longevity





Technical Characteristics

Glass

6mm to 36mm

Max height

4500mm

Max width

1800mm

Majestic Series

Aesthetic Panoramic Doors

Panoramic Sliding Majestic Doors are engineered to create expansive, uninterrupted views with minimal sightlines and maximum performance. Designed with large-format aluminium panels, these doors glide effortlessly along precision tracks, enabling smooth operation even at impressive sizes. It is perfect for luxury residences, villas, and high-end commercial spaces.



Durable



Aesthetic



Expansive



Technical Characteristics

Glass

43mm

Max height

6000mm

Max width

3000mm

Able 50 Casement Series



Precision Engineered

Designed for discerning architects, builders, and homeowners, the ABLE 50 Casement Series offers a versatile and robust solution for a wide range of residential and commercial applications. Leveraging cutting-edge materials and precision manufacturing, each product within this series is a blend of durability, security, and contemporary style.

Technical Characteristics

Glass

34mm

Max height

3300mm

Max width

1200mm



Able 40 Casement Series



Compact Elegance & Reliable Performance

A meticulously designed range of uPVC and Aluminium doors and windows that combines sleek aesthetics with robust functionality. It is an ideal choice for projects where a more slender frame profile is desired without compromising on structural integrity or thermal efficiency.



Technical Characteristics

Glass

6mm to 18mm

Max height

2400mm

Max width

900mm

Slide & Swing

END TO END FINISHED WINDOWS

A versatile combination of sliding and casement designs, the Slider Cum Casement window offers both smooth gliding operation and a hinged opening.



Customisable



Flexible ventilation



Slide



Swing



Push & Slide

Our Push & Slide Door is Designed for smooth and effortless operation.

It offers wide openings with a sleek, modern appearance. Its slim profiles and large glass panels maximize natural light and views while ensuring durability, security, and long-lasting performance. Ideal for balconies, patios, and contemporary living spaces.



Expansive outdoor views



Smooth sliding operation.



END TO END FINISHED PRODUCTS

Flexi-Slide & Fold

Partitioning solution with ultra-thin frames and smooth folding operation. It seamlessly divides spaces while maintaining an open and airy feel.



Effortless operation




High-quality hardware for durability



Panaromic Window

Panaromic aluminium windows are expansive floor-to-ceiling systems with minimal, slender aluminium profiles that provide unobstructed views and maximize natural light intake. Our profiles offer the best noise dampening levels among window materials.



END TO END FINISHED PRODUCTS

Aluminum Terrace Pergolas

Aluminium terrace pergolas create an outdoor space for both you and your guests to enjoy 365 days of the year. Providing effective insulation from rapidly changing elements, homeowners can enjoy nature in any weather while under the protection of our innovative technology.



All Weather Use



Customizable



Professional Installation



Easy Maintenance



Aluminium Automatic Doors



Seamless Motion Entry Systems

Redefine modern entrances with CFPL's premium Aluminium Automatic Doors, engineered for luxury, performance, and precision. Designed to complement sophisticated architectural spaces, these systems deliver seamless, touchless movement with advanced automation and refined aesthetics.



Elegant
Finish



Intelligent
Sensors



Energy
Efficient

END TO END FINISHED PRODUCTS

Skylight

Our aluminium skylights are designed to maximize natural light while ensuring durability, strength, and a sleek aesthetic. Crafted from high-quality aluminium, they offer superior weather resistance, corrosion protection, and long-lasting performance. Available in various styles, including fixed, vented, and automated options, our skylights provide excellent ventilation and energy efficiency.



Variety



ventilation



Professional
Installation



Switchable Smart Glass



Reversible Film

Our Switchable Smart Glass seamlessly transitions between opaque and transparent at the touch of a button, offering instant privacy and light control. Perfect for meeting rooms, partitions, bathrooms, and facades, our Smart Glass offers a high-tech solution for both functionality and style.



Instant
Privacy



Customizable



Sleek &
Modern

DGU Glass Blinds

DGU Motorised Glass Blinds is a unique combination of two glass panels with blinds fitted between them and their functionality work with remote control. This design provides an excellent way to control light and privacy without the need for traditional curtains or external blinds.

- Thermal Efficiency
- Sound Insulation
- Condensation Resistance
- Enhanced Security
- UV Protection



MODERN WINDOWS



Tilt & Turn Windows

Tilt & Turn windows offer dual functionality—tilting inwards for ventilation or swinging open like a casement for easy access and cleaning. With a sleek design, enhanced security, and energy efficiency, they are perfect for modern homes and offices.




Parallel Windows

Parallel windows open evenly on all sides, ensuring optimal ventilation, enhanced security, and a sleek, modern design. Ideal for homes and commercial spaces, they provide efficient airflow while maintaining energy efficiency and aesthetic appeal.

Concealed Georgian Bar glass doors & windows

We offer Concealed Georgian Bar windows, combining classic aesthetics with modern functionality. Integrated within the glass, they provide a seamless look and easy maintenance, ensuring elegance without compromising on durability or insulation.





Authorised Extrusion Channel Partner

Phone : 01244309160

Email : info@alturawindows.com

Website : www.alturawindows.com

Office : DDC Arcade, 3rd Floor, Opp. Vipul Business Park, Tikri,
Sohna Road, Gurugram-122018, Haryana.

